






# ST. VIVEKANAND MILLENNIUM SCHOOL

HOLIDAY HOMEWORK

SESSION: 2026-27

CLASS:III

SUBJECT	HOLIDAYHOMEWORK
ENGLISH	<ul style="list-style-type: none"><li>● Read and revise Chapter 1, 2 and 3 of Course book and of grammar book.</li><li>● Worksheet on comprehension on ERP.</li></ul> " Fun with Learning" Use scrap book for all the activities. Reading Fun - Read any 3 short stories and write: <ul style="list-style-type: none"><li>* Name of the story</li><li>* Your favourite character</li><li>* new word from each story</li></ul> OneLern Project : Origami Creation Art Integration - Draw and color any 2 characters or things from the stories. MDP: Write the rhyming words for the following: seed, tree,plant,leaf, flower,root, grow, soil . Paste or draw the pictures in your scrap file
HINDI	<ul style="list-style-type: none"><li>• पाठ 1 से 3 पढ़ें व दोहराई करें</li><li>• प्रतिदिन 1 पृष्ठ पढ़ें</li><li>• सुलेख पृष्ठ 5 से 15 पूरा करें</li></ul>  रचनात्मक लेखन (कोई भी 5): मेरी गर्मी की छुट्टियाँ, मेरा परिवार, मेरा प्रिय मित्र, मेरा पसंदीदा फल, मेरा विद्यालय, एक सुंदर सुबह, स्वच्छता का महत्व, मेरा प्रिय खेल
	<ul style="list-style-type: none"><li>• 5 पौधों के नाम व उनके उपयोग (चित्र सहित)</li><li>• स्वस्थ व अस्वस्थ भोजन के चित्र चिपकाएं</li><li>• पानी बचाने के 5 तरीके लिखें</li></ul> MDP
	<ul style="list-style-type: none"><li>• घर में रोज़ उपयोग होने वाली 5-7 वस्तुओं की सूची (चित्र सहित)</li></ul> Art Integration
	<ul style="list-style-type: none"><li>• "स्वच्छ रहो, स्वस्थ रहो" पर छोटी कविता लिखें व याद करें</li></ul> OneLern Project
	<ul style="list-style-type: none"><li>• मेरी चित्र कहानी (4-5 चित्र + छोटे वाक्य)</li></ul> ग्रीष्मकालीन पढ़ाई डायरी
	• Date   Day   Pages Read   New Words   One Sentence   Calligraphy (Yes/No)
MATHS	Maths Work 1. Read and revise Chapter 1, 2 and 3 from book and notebook. 2. Do the worksheets given on ERP in notebook. 3. Practice tables from 2 to 10 (write and learn). OneLern Project: <ul style="list-style-type: none"><li>• My Mini Shop<ul style="list-style-type: none"><li>– Draw or make a small shop with 5-6 items and their prices</li><li>– Prepare a bill (addition of items)</li><li>– Write 4-5 simple questions based on it (e.g., total cost, money left)</li></ul></li></ul> Art Integration: (Scrap File Work) <ul style="list-style-type: none"><li>• Draw and colour different 2D shapes (circle, square, rectangle, triangle)</li><li>• Make one picture using these shapes (like house/tree)</li><li>• Write the number of sides of each shape</li></ul> MDP: 1. Write 5 examples of Maths in daily life (money, time, measurement)

	<p>2. Note the time of your daily routine (wake up, lunch, play, sleep)</p> <p>3. Measure any 5 things at home using a scale (like book, pencil) and write their length</p>
SOCIAL STUDIES	<p>Social studies</p> <p>1. Read and revise chapter 1, 2 and 3 from book and notebook</p> <p>2. Do the worksheets given on ERP in a notebook.</p> <p> OneLern Project: Discovering My India</p> <p> Art integration : Scrap File Work</p> <p>*Paste a Political map of India in a scrap file and colour the states and national boundaries with different colours.</p> <p>* Make a list of states of Eastern, Western, Northern, Southern and learn them.</p> <p>MDP : 1. Make a thank you card for the farmers.</p> <p>2. Draw a scene of the fruit market and write down the importance of fruits in our daily diet.</p>
Science	<p>1. Read and revise Chapter 1, 2 and 3 from book and notebook.</p> <p>2. Learn important keywords and definitions from each chapter.</p> <p>OneLern Project:</p> <ul style="list-style-type: none"> <li>• My Healthy Life <ul style="list-style-type: none"> <li>– Make a 5–7 day healthy routine chart (food, exercise, water, sleep)</li> <li>– Draw/paste pictures and write 5–6 lines about healthy habits</li> <li>– Try to follow this routine daily</li> </ul> </li> </ul> <p>Art Integration: (Scrap File Work)</p> <ul style="list-style-type: none"> <li>• Draw and label parts of a plant neatly</li> <li>• Paste pictures of Healthy and Junk Food in two columns</li> <li>• Draw any one sense organ and write its function</li> </ul> <p>MDP:</p> <p>1. Observe any 5 plants around your home and write their names and uses (with pictures)</p> <p>2. Write 5–7 ways to save water and draw one related picture</p> <p>3. Note down 3 healthy habits you follow daily</p>
GK	<p>Project Title -My Travel Scrapbook</p> <p>Chapter: All about countries</p> <p>Project Type -Research based and creative</p> <p>Task:</p> <p>*Choose any country and make a mini scrapbook.</p> <p>Include:</p> <ul style="list-style-type: none"> <li>*Photos or sketches of the country flag and country map</li> <li>* Photos or sketches of famous places, traditional food, etc</li> </ul> <p>- Write three fun facts about the country.</p> <p>*Decorate the pages to make them colourful and exciting!</p> <p>*Bonus Activity: Make your own mini-passport! Pretend you visited the country and draw a visa- stamp of that country inside the passport pages.</p> <p>*Materials Needed:</p> <p>Notebook or chart paper</p> <p>Crayons, colour pencils, markers</p> <p>Glue, pair of scissors (if adding pictures)</p> <p>Research Pointers:</p> <ul style="list-style-type: none"> <li>*What language is spoken in this country?</li> <li>*What are the famous landmarks?</li> <li>*What is a special festival or tradition in this country?</li> </ul> <p>Creative Guidelines:</p> <ul style="list-style-type: none"> <li>*Use bright colours to make your scrapbook fun!</li> <li>*Stick photos related to the country from newspapers or magazines.</li> </ul>

Make one separate file of MDP and put Multi-Disciplinary Projects of all subject in that one file.